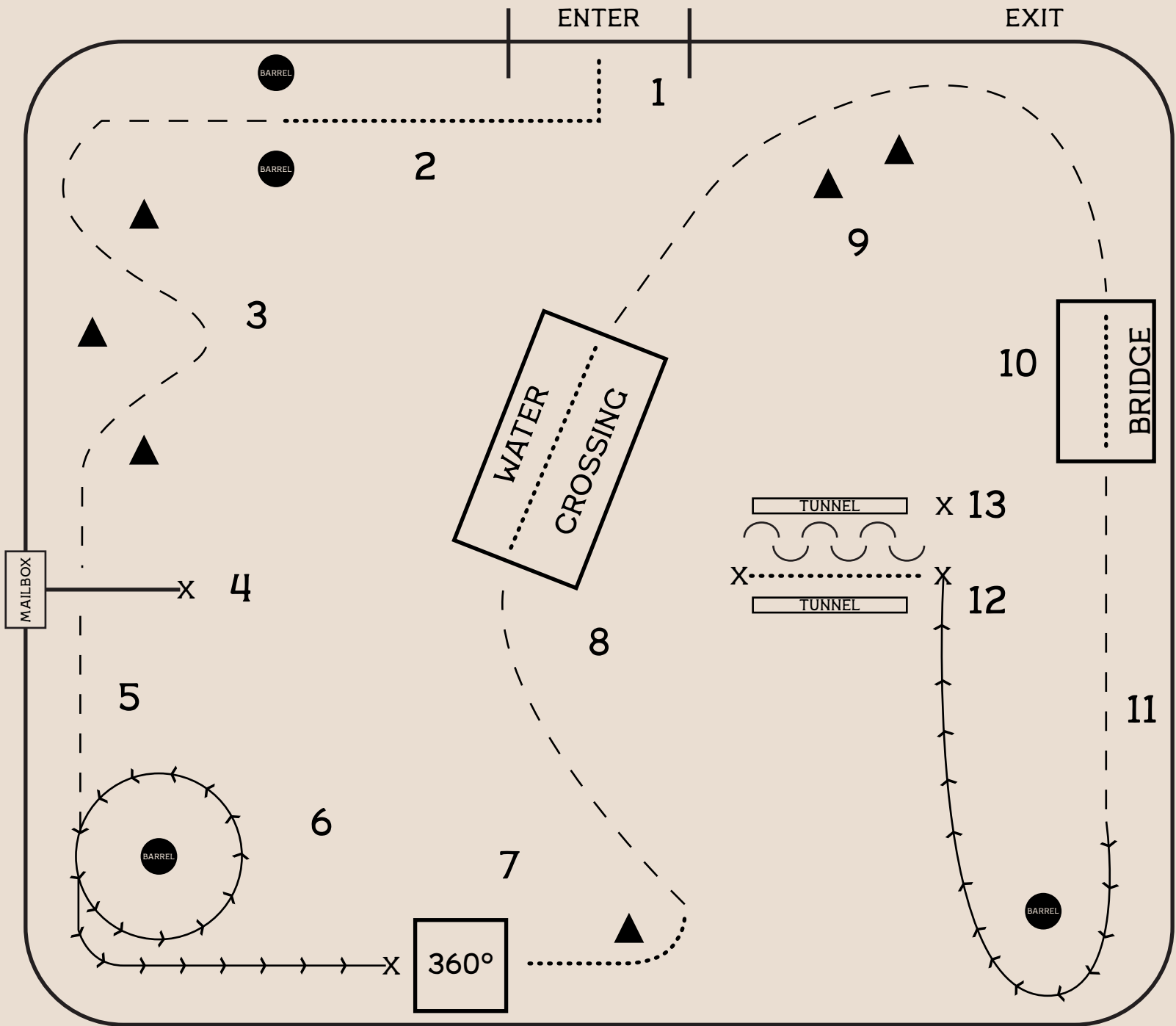


TOP HAND

COWGIRL CHALLENGE

RANCH TRAIL COURSE



1. OPEN GATE.
2. WALK THROUGH BARRELS.
3. TROT AROUND CONES.
4. STOP IN LINE WITH MAILBOX. SIDEPASS TO MAILBOX OVER POLE.
5. TROT TO CORNER.
6. LOPE LEFT LEAD AROUND BARREL. STOP.
7. COMPLETE ONE 360° TURN. WALK AROUND CONE.
8. TROT TO WATER CROSSING. WALK THROUGH WATER CROSSING.
9. TROT AROUND CONES TO BRIDGE.
10. WALK OVER BRIDGE.
11. TROT TO CORNER. LOPE RIGHT LEAD AROUND BARREL. STOP IN LINE WITH TUNNEL.
12. WALK THROUGH TUNNEL. STOP. BACK THROUGH TUNNEL.
13. STOP TO SIGNAL END OF PATTERN.

..... WALK
 - - - - - TROT

X STOP
 BACK UP

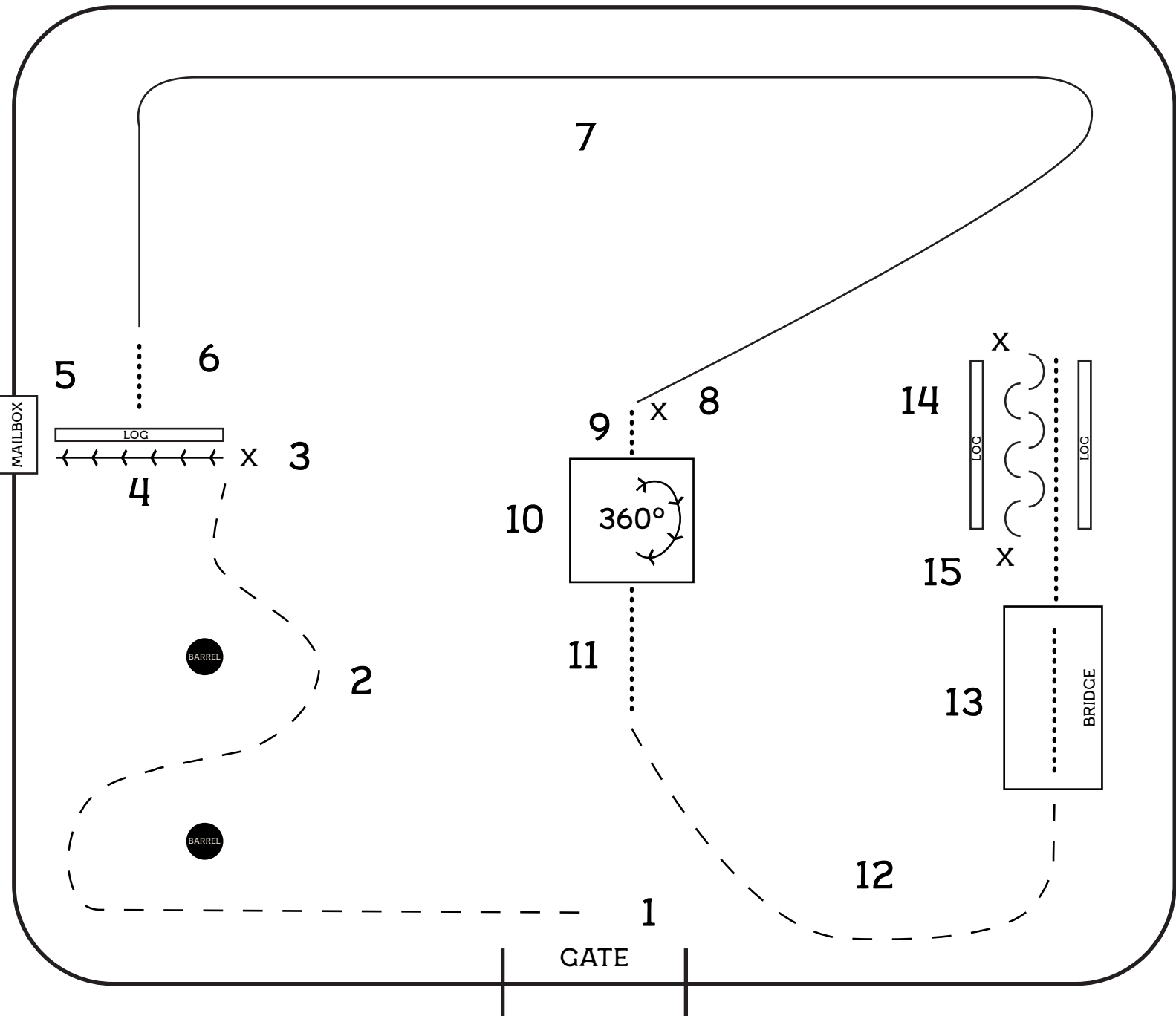
TOP HAND

COWGIRL CHALLENGE

RANCH TRAIL COURSE

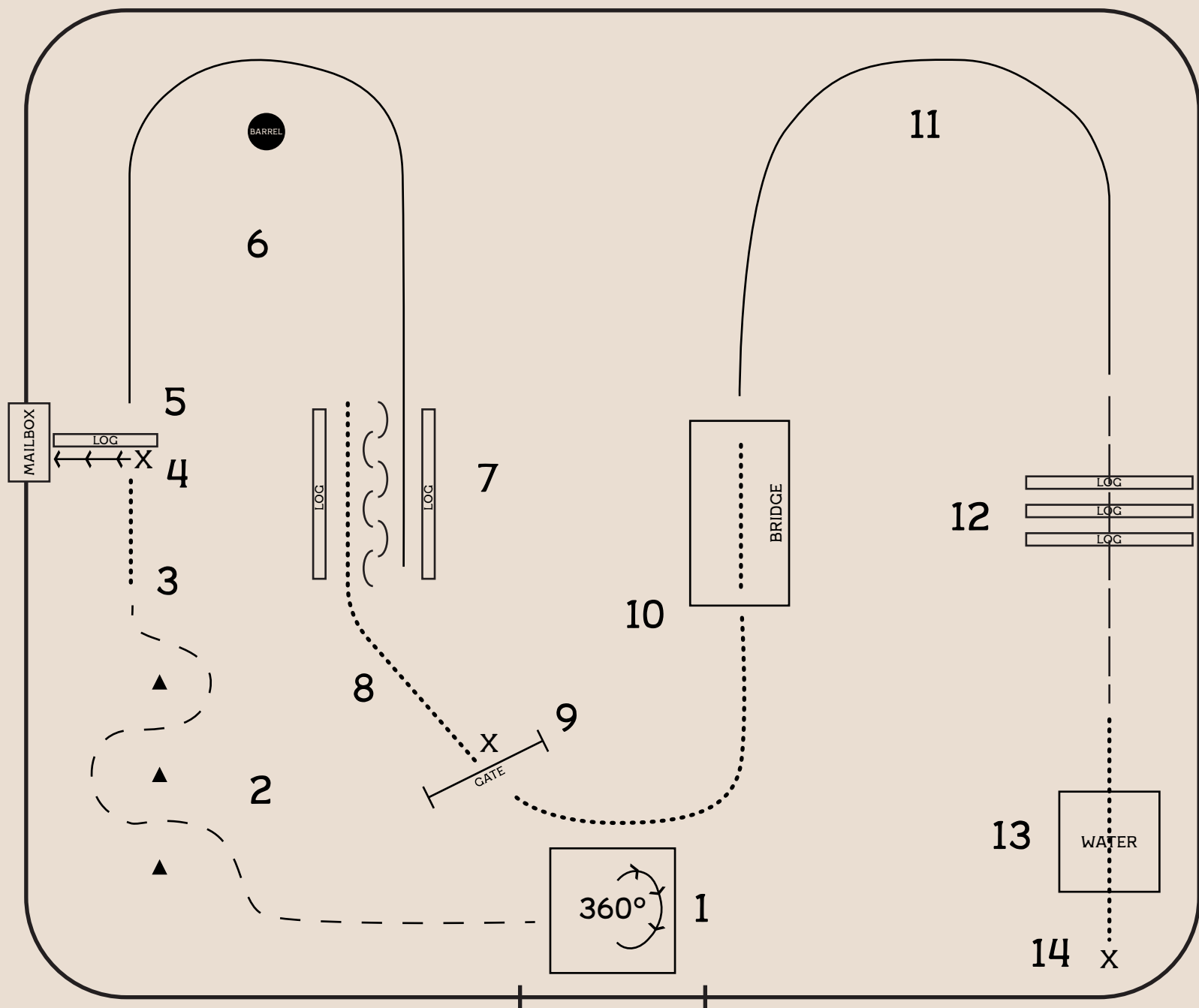
APRIL 4-5TH, 2025

ELOY, ARIZONA



- | | |
|-----------------------------------|--|
| 1. OPEN GATE. | 9. WALK INTO BOX |
| 2. TROT SERPENTINE AROUND BARRELS | 10. COMPLETE ONE 360° TURN TO THE RIGHT |
| 3. STOP AT LOG | 11. WALK OUT OF BOX |
| 4. SIDEPASS LEFT TO THE MAILBOX | 12. TROT UP TO BRIDGE |
| 5. OPEN THE MAILBOX AND SHOW MAIL | 13. WALK OVER BRIDGE |
| 6. WALK OVER LOG | 14. WALK THROUGH LOGS. STOP. BACK THROUGH LOGS |
| 7. LOPE RIGHT LEAD | 15. STOP TO SIGNAL END OF PATTERN |
| 8. STOP IN FRONT OF BOX | |

X STOP
 WALK
 - - - - - TROT
 _____ LOPE
 ~~~~~ BACK UP



1. COMPLETE ONE 360° TURN TO THE RIGHT.
2. TROT SERPENTINE THROUGH CONES (RIGHT SIDE).
3. WALK.
4. STOP. SIDEPASS LEFT TO THE MAILBOX. SHOW MAIL.
5. WALK OVER LOG.
6. LOPE RIGHT LEAD AROUND BARREL.

7. LOPE THROUH LOGS. STOP. BACK.
8. WALK TO GATE.
9. STOP. OPEN, WALK THROUGH GATE.
10. WALK TO BRIDGE. WALK OVER BRIDGE.
11. LOPE RIGHT LEAD.
12. EXTENDED TROT OVER POLES.
13. WALK THROUGH WATER BOX.
14. STOP TO SIGNAL END OF PATTERN.

X STOP  
 ..... WALK  
 - - - - - TROT

- - - - - EXTENDED TROT  
 \_\_\_\_\_ LOPE  
 ~~~~~ BACK UP

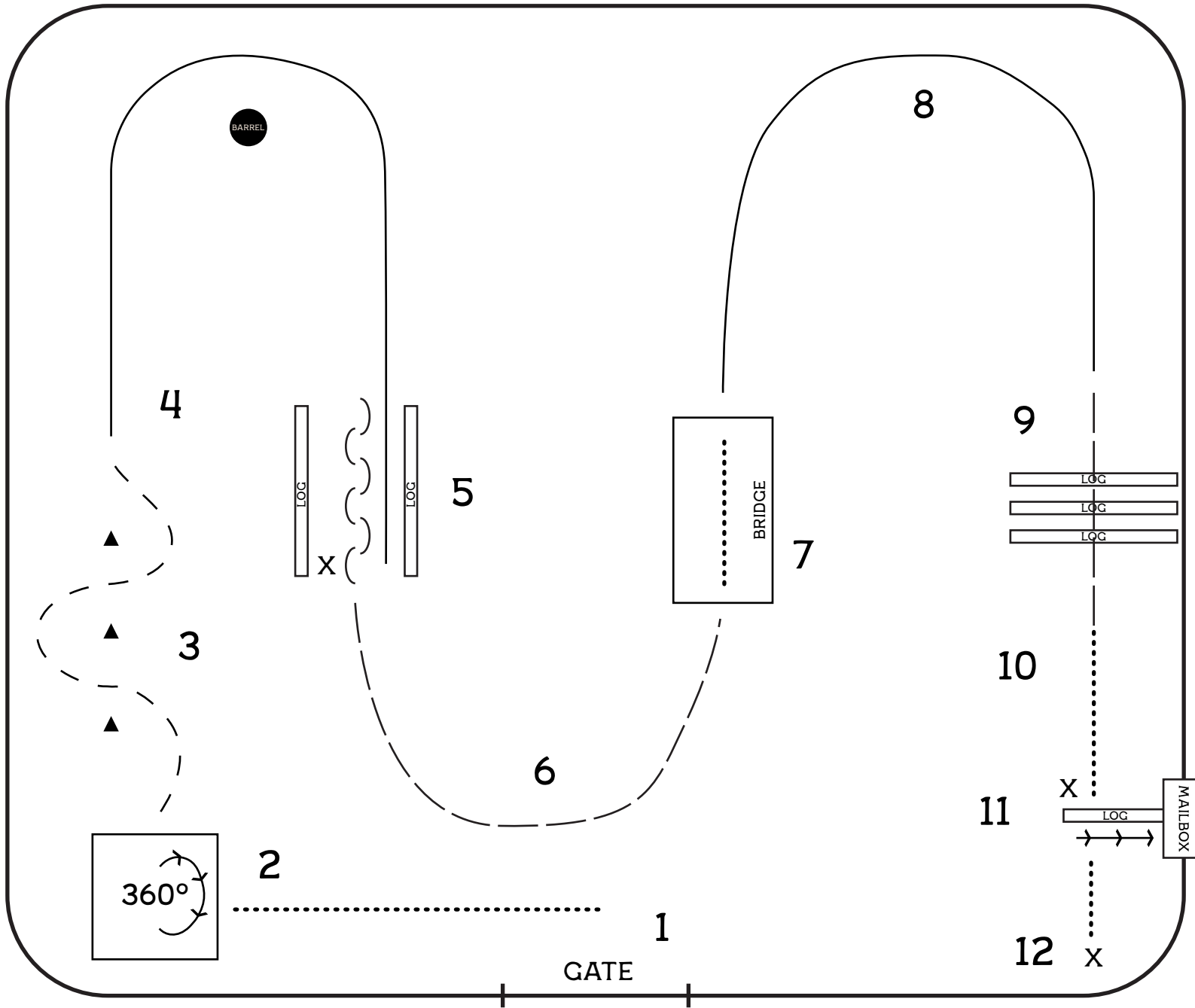
TOP HAND

COWGIRL CHALLENGE

RANCH TRAIL COURSE

MARCH 21ST, 2026

ELOY, AZ



1. OPEN GATE. WALK TO BOX.
2. ENTER BOX. COMPLETE ONE 360° TURN TO THE RIGHT.
3. TROT SERPENTINE THROUGH CONES (RIGHT SIDE).
4. LOPE RIGHT LEAD AROUND BARREL.
5. LOPE THROUGH LOGS. STOP. BACK.
6. EXTENDED TROT TO BRIDGE.
7. STOP. WALK OVER BRIDGE.

8. LOPE RIGHT LEAD.
9. EXTENDED TROT OVER POLES.
10. WALK.
11. STOP. SIDEPASS LEFT OVER LOG. OPEN MAILBOX, SHOW MAIL.
12. WALK TO CORNER.
13. STOP TO SIGNAL END OF PATTERN.

X STOP
 WALK
 - - - - - TROT

· - - - - - EXTENDED TROT
 _____ LOPE
 ~ ~ ~ ~ ~ BACK UP